



# ORANGE COUNTY 2024 CROP REPORT



# Table of Contents

1	Commissioner's Letter	12	Nursery Stock & Livestock and Apiary
2	A History of Weights & Measures	13	Export Certification
3	The Impact on Orange County	14	Direct Marketing and State Organics Program
4	Device Enforcement Program	15	Certified Farmers' Markets
5	Devices: Submeter Testing	16	Pesticide Use Enforcement & Fire Hazard Reduction
6	Quantity Control Program	17	Integrated Pest Management & Noxious Weed Control
7	Price Verification Program	18	Detector Dog Team
8	Fuels, Lubricants, & Automotive Products Program	19	Pest Exclusion and Interceptions
9	Weighmaster Program	20	Huanglongbing Quarantine & Pierce's Disease Control Program
10	Total Production Values	21	Our Department
11	Tree Fruit and Berry & Vegetable and Field		

## Services with Impact Weights and Measures

Our state's economy ranks among the top five in the world, and the dedicated employees in the County's Weights and Measures programs play an important role in keeping it strong and thriving. Almost everything we purchase – from groceries and gasoline to utilities and packaged goods – is sold by weight, volume, length, count, or another form of measurement.

This report shines a spotlight on the programs that help ensure fairness and transparency in everyday commerce here in Orange County. The five featured programs represent the wide range of responsibilities handled by Orange County Weights and Measures, highlighting their vital role in protecting both consumers and businesses and fostering trust in the marketplace.

# Commissioner's Letter

## CALIFORNIA DEPARTMENT OF FOOD AND AGRICULTURE

Karen Ross, Secretary

### ORANGE COUNTY BOARD OF SUPERVISORS

Doug Chaffee, Fourth District, Chair

Katrina Foley, Fifth District, Vice Chair

Janet Nguyen, First District

Vicente Sarmiento, Second District

Donald P. Wagner, Third District

It is my pleasure to present the 2024 Orange County Crop Report as prepared pursuant to Sections 2272 and 2279 of the California Food and Agricultural Code. It is important to note that the values represented in this report reflect the gross value of agricultural commodities grown in Orange County, and not the costs associated with production, labor, harvesting, preparation for market, and added value activities.

This report reflects a total agricultural production value of \$73,589,000 for 2024, representing a 2.8% decrease from 2023. Nursery products remain the county's leading agricultural commodity, comprising over 51% of the total production value, with a modest 2.2% increase this year. The broader agricultural sector encountered significant challenges, including rising labor costs, a reduction in available production sites, and invasive pest quarantines. These factors contributed to the decline in vegetable production value. Conversely, high-value commodities that are well-suited for production in densely cultivated environments performed notably better. Strawberry production experienced strong growth in Orange County, with the total value of strawberries more than doubling in 2024, reflecting both higher production volumes and sustained consumer demand.

This report is produced each year with the outstanding partnership and cooperation of the nursery industry, ranchers, farmers, and educational programs that represent the agricultural industry in Orange County. My appreciation goes to all producers, growers, and individuals in the agribusiness sector for their assistance in providing the data to make this report possible. I also extend my sincere thanks to the exceptional staff here at the Orange County Agricultural Commissioner/Sealer of Weights & Measures office who help in the compilation and preparation of this report.

Respectfully submitted,



Jose Arriaga



ORANGE COUNTY AGRICULTURAL COMMISSIONER/  
SEALER OF WEIGHTS & MEASURES

222 E Bristol Lane, Orange, California 92865



**Jose Arriaga**  
**AGRICULTURAL COMMISSIONER**  
**SEALER OF WEIGHTS & MEASURES**

# A History of Weights & Measures

## AGRICULTURE AS THE DRIVER OF STANDARDS AND FAIR TRADE

Agriculture has always been at the heart of weights and measures. In ancient times, farmers relied on fair scales to ensure their harvest of grain, produce, or livestock were not undervalued. This link to agriculture is carried into modern times where the protection of farmers and consumers remains central to the mission of weights and measures.

*Vintage balance beam scales like the one depicted below used large metal pans to hold goods such as flour and sugar. These types of scales were essential for trade before digital or spring-based scales were common.*



*Measuring standards like the vintage Fairbanks platform scale shown above were widespread in the 19th century for weighing items such as sacks of grain, bales of hay, and other agricultural commodities.*

## FEDERAL, STATE, AND LOCAL REGULATORY PARTNERSHIPS

Congress is given authority to establish national standards of weights and measures and designates the National Institute of Standards and Technology (NIST) as the federal agency responsible for maintaining and regulating "standards," official units of measure with traceability to international standards. NIST metrologists develop measurement systems that are scientifically sound and universally applied across the nation.

For over a hundred years the National Council on Weights & Measures (NCWM) has brought together state and national regulators, industry, and consumers to develop model laws and technical standards to adapt to changes in commerce and advancing technology. These are published in guides called the NIST Handbooks that specify tolerances and testing procedures for all commercial measuring and weighing devices such as scales, gas pumps, and modern electric vehicle chargers. This collaboration between federal, state, and local entities ensures fairness whether you are buying fuel in California, seafood in Maine, or produce in Texas.

# The Impact in Orange County

Orange County's Weights and Measures is committed to promoting fair competition and enabling value comparison in the marketplace for our 3.2 million residents and tens of thousands of local businesses. Orange County currently ranks third in California for the total number of weighing and measuring devices under its jurisdiction. Our inspectors verify the accuracy of all commercially-used weighing and measuring devices through routine inspections and testing. Our inspectors also respond to consumer complaints and provide outreach, education, and training to both the public and regulated industries. In 2024, Orange County inspectors were responsible for registering **205,551** commercial devices, representing a **5% increase** from 2023.

## Core Programs & Services

### DEVICE ENFORCEMENT

Our inspectors test everything from supermarket and pharmacy scales to ambulance and taxi odometers. We also ensure that you receive the exact amount of fuel that you pay for, whether you are purchasing gasoline, electricity for your electric vehicle, or hydrogen and natural gas.

### QUANTITY CONTROL

Inspectors conduct package inspections at retail locations for content and labeling compliance.

### PRICE VERIFICATION

Routine inspections check that the price scanned at checkout matches the lowest advertised price, ensuring that customers are not being overcharged by deceptive advertising.

### FUELS, LUBRICANTS, AND AUTOMOTIVE PRODUCTS

This program enforces quality standards on gasoline, diesel, hydrogen, and motor oil, ensuring products are safe and effective.

### WEIGHMASTER ENFORCEMENT

We audit weighmaster certificates and business to verify proper weighing procedures and inspect weighmaster locations to ensure accurate net weight statements.



A livestock scale used for auctions at the County Fairgrounds is inspected using massive 500 and 1,000 pound standards.

# Device Enforcement Program

Orange County consumers and businesses rely on commercial weighing and measuring devices to buy, sell, and trade goods and services. Our Device Enforcement Program ensures these devices are accurate, reliable, and honest, safeguarding both consumers and businesses in one of California's largest retail and service economies. In 2024, we inspected **20,721** devices across **2,012** locations, identified **4,433** devices to be incorrect, and issued **961** enforcement actions to bring incorrect devices into compliance to protect consumers from overcharges and ensure fair business practices.



*A grocery store deli scale is being tested using a 30-pound weight kit.*

## COMMERCIAL SCALES

In 2024 there were 7,150 commercial scales operating in Orange County. These scales included those at grocery stores, industrial sites, recycling centers, jewelers, and pharmacies.

## RETAIL MOTOR FUEL

Orange County's 20,517 gas pumps dispense over 1 billion gallons annually, and our inspections ensure that fuel pumps dispense fuel accurately and are free from tampering and card skimmers.

## ODOMETER TESTING

We utilize an on-site dynamometer standard to test the accuracy of services that charge by units of distance, such as taxis and ambulances.

## ELECTRIC CHARGING STATIONS

Currently 3,744 electric vehicle charging stations are installed in Orange County, with numbers expected to rise to meet growing demand. We ensure that these stations bill for the accurate energy delivered to the vehicle.



This seal is placed on devices that are found to be accurate and in compliance. If you see this seal, you can be confident that the device is correct.




*5-gallon provers are used to test all grades of gasoline at a retail fuel station.*

# Devices: Submeter Testing

Rising utility costs for water, natural gas, and electricity make accurate measurement increasingly vital for Orange County residents. In commercial multi-unit development and multi-family housing, such as apartment complexes, condominiums, and mobile home parks, submeters are used to measure individual unit usage. This allows landlords or property managers to bill residents based on their actual consumption.

The Orange County Submeter Testing Program ensures utility meters are accurate, reliable, and tamper-free, safeguarding one of the county's most essential services. Our program is one of the most comprehensive in California, with a robust on-site laboratory capable of handling the needs of our large population and expansive new development projects.

## Accountability in Every Meter



### ELECTRIC SUBMETERS

Our submeter laboratory services the **29,009** electric submeters operating in Orange County.

### VAPOR (NATURAL GAS) SUBMETERS

Utilizing a bell prover in a temperature-controlled laboratory, our Inspectors service the **33,188** vapor meters used by our residents.

### WATER SUBMETERS

Our state-of-the-art water submeter testing bench is running all day, servicing the 108,700 water submeters utilized by multi-unit housing properties.

An electric submeter (above) and multiple water submeters (below) are being tested for accuracy at our on-site laboratory.



An inspector evaluates a series of vapor submeters at a new apartment development to ensure they are in compliance with registration and accuracy tests before use.

# Quantity Control Program


## MINOR INACCURACIES, MAJOR IMPACT

The California Department of Food and Agriculture (CDFA) reports that the Department of Measurement Standards oversees the safeguarding of an estimated \$1.9 trillion in statewide economic transactions annually. Orange County's large population and tourist and shopping destinations make it a major contributor to California's retail economy. With Orange County's \$86 billion retail market and large population, even minor inaccuracies in product labeling or measurement can add up to significant economic consequences, highlighting the critical importance of local enforcement in safeguarding consumers and maintaining marketplace integrity.

## ENSURING FAIR PACKAGING & ACCURATE LABELING

Orange County's Quantity Control Program ensures consumers receive the correct amount of product when purchasing packaged goods such as food, beverages, household products, and pet supplies, while also verifying that labels meet national standards set by the Federal Fair Packaging and Labeling Act.

Our inspectors conduct unannounced visits to stores, warehouses, and packaging facilities, where they randomly select packages to test weight, volume, or count using calibrated equipment and review labels for accuracy in product details, quantity, and manufacturer information. These inspections follow standardized testing procedures developed and published by NIST. When discrepancies are found, inspectors may issue stop-sale orders, require product corrections or relabeling, and take other compliance actions to protect both consumers and businesses from unfair losses due to mislabeling or short weight statements.



*When we receive complaints from consumers about potentially incorrect quantity statements on retail products, our inspectors will take a sample from the complaint location and conduct standardized testing to evaluate if the product's quantity claims are correct. (Left) Two inspectors test a sample of ice cream. (Right) An inspector begins testing a sample of canned diced tomatoes.*

# Price Verification Program

Orange County's Price Verification Program ensures that consumers are charged the correct price at checkout by verifying that the amount charged at the register matches the lowest advertised price. Our inspectors conduct unannounced visits to retail stores, randomly selecting items across all departments, including sale items, and comparing posted or advertised prices to register prices.

For complaint-driven inspections, undercover inspectors replicate the reported transaction to verify the accuracy of the point-of-sale system. In 2024, we conducted 832 inspections, investigated 57 price-accuracy complaints, and identified 290 violations. Our program also works with the Orange County District Attorney's Office on statewide price accuracy cases. In a retail economy worth billions, even small error rates can translate into millions of dollars in overcharges if left unchecked, making our Price Verification program essential for protecting consumers and promoting fairness in the marketplace.



*An inspector reviews a receipt from a grocery store transaction during a complaint investigation, comparing the prices of produce on the shelf and duplicating the purchase to assess if inaccuracies are occurring at point of sale. All transactions and any associated non-compliances are documented in a standard Price Verification Inspection Report.*

## YOUR RIGHTS AT THE REGISTER

If you believe that you have been overcharged:



Keep your receipt and  
note the shelf/  
advertised price



Ask the store to review  
and correct the price



Report your incident to  
Orange County  
Weights & Measures

# Fuels, Lubricants, & Automotive Products Program

Every time you fill up at the pump, purchase motor oil, or have your vehicle serviced, you depend on those automotive products to be safe, high-quality, and accurately labeled. Orange County's Fuels, Lubricants, and Automotive Products Program, also known as the Petroleum Products Program, safeguards over **2,943,000** vehicles in Orange County, their drivers, and the environment by ensuring these products are properly labeled, meet quality standards, and are delivered in correct quantities. Our program is focused on protecting drivers and promoting fair trade at the pump, in auto shops, and in automotive stores.



*Different grades of gasoline are offered for sale at retail motor fuel pumps. Our inspectors will take fuel samples from each grade and submit them for analysis at a specialized laboratory.*

## FUEL QUALITY AND SAFETY

All grades of gasoline, diesel, biodiesel, and alternative fuels are regularly tested to ensure they meet California's stringent fuel quality standards. This prevents damage to engines, reduces air pollution, and keeps unsafe fuels out of the marketplace. In 2024, our inspectors conducted **414** routine inspections, investigated **30** consumer complaints, and closed **2** fuel stations for selling contaminated fuel.

## TRUTH IN LABELING

Automotive lubricants, motor oils, automatic transmission fluid, brake fluid, coolant, antifreeze, and other automotive products have labeling requirements, minimum quality standards, and performance specifications that are evaluated by our program. Inspectors conduct routine and undercover inspections at retail stores, wholesale outlets, warehouses, and vehicle repair facilities, and products found to be out of compliance are removed from sale until they are made to comply with applicable laws and regulations.



*Orange County Weights & Measures inspects and regulates the advertising and labeling of fuel price signs.*

# Weighmaster Program

## WHAT IS A WEIGHMASTER?

When you buy or sell products that are measured in bulk, such as a truckload of gravel or a shipment of scrap metal, the transaction is based on units of weight, measure, or count. Often times the buyers and sellers of these types of transactions are not physically present to witness the transaction, so California requires a licensed weighmaster to serve as the intermediary. A weighmaster is a licensed person or company that officially weighs, measures, or counts products and then issues a weighmaster certificate. This certificate is a legal document and it is the proof of how much was sold or purchased. Weighmasters fill a critical role in industries in which neither the buyer nor seller is present to witness the commodity being weighed.

## ENSURING ACCURACY AND FAIRNESS

The Weighmaster Enforcement Program ensures that weighmasters are properly licensed, their equipment is accurate, and their records are correct. Orange County inspectors test scales, review weighmaster certificates, and investigate complaints to make sure every pound of produce, ton of scrap, and truckload of goods are recorded honestly.


For high-value scrap and recycling transactions, additional required safeguards such as photographing sellers, recording IDs, and collecting fingerprints when required help prevent stolen goods and materials from entering the fair marketplace.



A weigh station in Orange County where inspectors verify compliance with weighmaster regulations.

# Total Production Values

In 2024, Orange County was the 3rd most populous county in California, with 3,170,435 residents, representing just over 8 percent of the state’s population. Ongoing urban development continues to encroach on historic agricultural lands, reducing the space available for farming. Rising costs, along with the aging and retirement of some business owners, have also contributed to agricultural growers leaving the county or closing their operations entirely. The total dollar value of agricultural products grown within Orange County during 2024 was **\$73,589,000**, which represents a 2.8% decrease when compared to the previous year’s value.



**2,016**  
TOTAL PRODUCTION  
ACREAGE



**Avocado**  
GREATEST UTILIZED  
ACREAGE



**Lemon**  
LARGEST SINGLE  
COMMODITY HARVEST



**Strawberry**  
HIGHEST SINGLE  
COMMODITY VALUE

**\$73.6M**

The total dollar value of all agricultural products grown within Orange County during the 2024 calendar year.

Nursery Stock

**\$37.2m**

**\$36.4m**

Tree Fruit  
& Berry

**\$27.6m**

**\$14.5m**

Vegetable  
& Field

**\$22.2m**

**\$6.5m**

Livestock  
& Apiary

**\$2.4m**

**\$2.6m**

2024

2023

2024

2023

2024

2023

2024

2023

# Tree Fruit and Berry

	YEAR	ACRES	TONS	VALUE
CITRUS, AVOCADOS & STRAWBERRIES <sup>1</sup>	2024	1,574	13,110	\$27,210,000
	2023	1,561	8,949	\$14,140,000
MISCELLANEOUS FRUIT & BERRY CROPS <sup>2</sup>	2024	22	131	\$400,000
	2023	28	96	\$370,000
TOTAL FRUIT & BERRY VALUE	2024	1,570	12,838	\$27,610,000
	2023	1,589	9,045	\$14,510,000

<sup>1</sup>Includes: avocados, oranges, lemons, and strawberries

<sup>2</sup>Includes: bushberries, grapes, and miscellaneous orchard crops

# Vegetable and Field

	YEAR	ACRES	TONS	VALUE
BRASSICA <sup>3</sup>	2024	12	92	\$149,400
	2023	17	71	\$164,000
CUCURBITS <sup>4</sup>	2024	104	1,121	\$1,065,000
	2023	1,005	9,855	\$8,400,000
ROOT VEGETABLES <sup>5</sup>	2024	132	1,106	\$2,757,000
	2023	237	4,449	\$5,274,000
ALLIUMS <sup>6</sup>	2024	8	123	\$248,000
	2023	11	19	\$65,000
MISCELLANEOUS VEGETABLES <sup>7</sup>	2024	97	14,738	\$2,241,000
	2023	16,744	4,725	\$8,315,000
TOTAL VEGETABLE VALUE	2024	610	17,180	\$6,460,000
	2023	18,014	19,119	\$22,218,000

<sup>3</sup>Includes: broccoli, cabbage, cauliflower, and kale

<sup>4</sup>Includes: cucumbers, squash, pumpkins, melons, and watermelons

<sup>5</sup>Includes: turnips, radishes, carrots, and beets

<sup>6</sup>Includes: onions, green onions, leeks, and garlic

<sup>7</sup>Includes: field crops and pasture rental

# Nursery Stock

	YEAR	ACRES	VALUE
ORNAMENTAL TREES & SHRUBS	2024	366	\$27,075,000
	2023	361	\$26,287,000
CACTI & SUCCULENTS	2024	24	\$3,644,000
	2023	24	\$3,644,000
LINERS, POTTED PLANTS, CUT FLOWERS, & CUT TREES <sup>1</sup>	2024	40	\$1,860,000
	2023	40	\$1,846,000
PALMS	2024	6	\$4,587,000
	2023	6	\$4,578,000
TOTAL NURSERY	2024	436	\$37,166,000
	2023	431	\$36,355,000

<sup>1</sup>Includes: Christmas trees

# Livestock and Apiary

	YEAR	VALUE
TOTAL LIVESTOCK & APIARY VALUE <sup>2,3</sup>	2024	\$2,352,000
	2023	\$2,621,000

<sup>2</sup>Includes: cattle, swine, goats, sheep, rabbits, chickens, turkeys, eggs, and dairy  
<sup>3</sup>Includes: honey, beeswax, pollen, sale of bees and queens, and pollination rental



# Export Certification

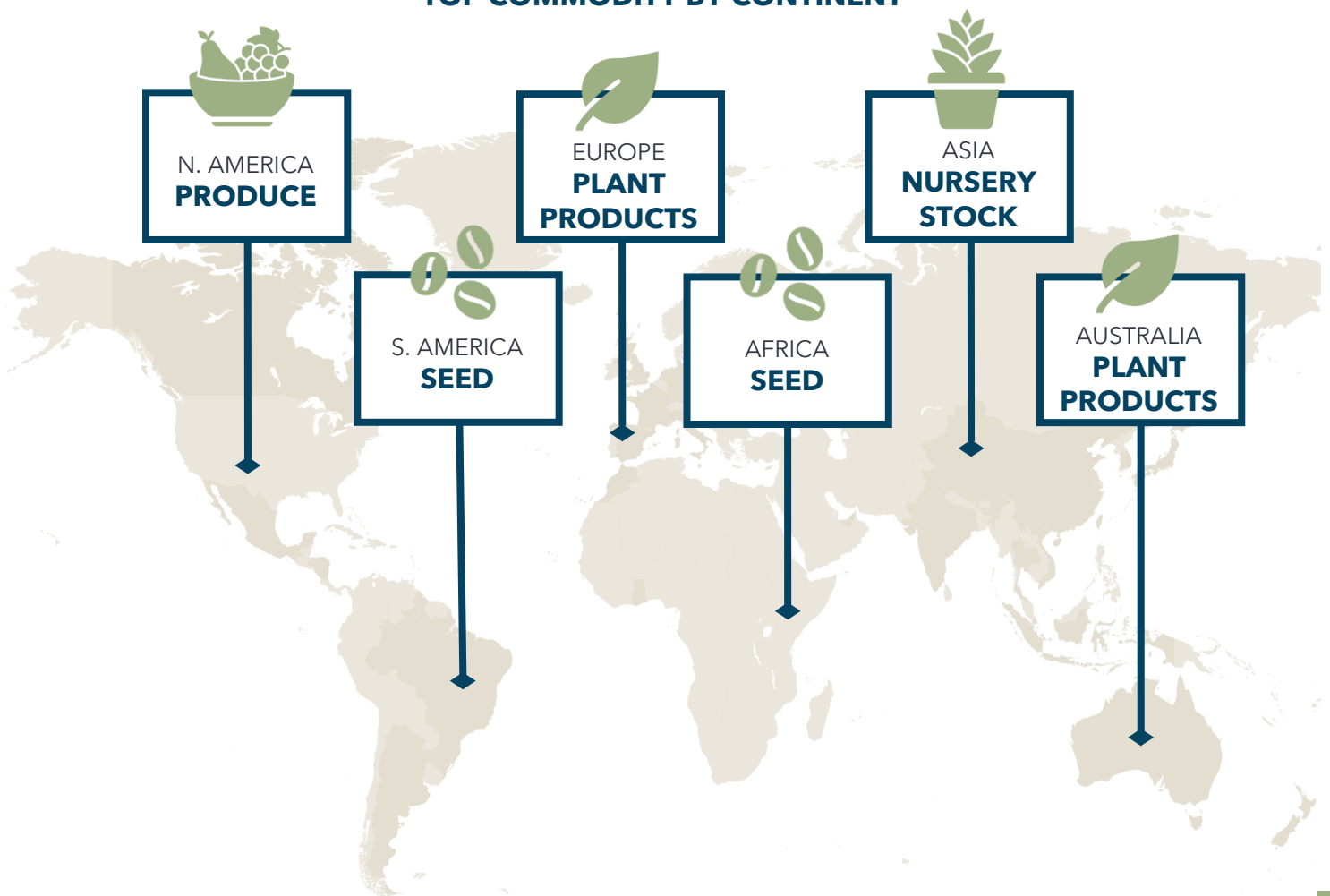
Foreign and domestic markets are important destinations for Orange County's agricultural products, and strict import requirements need to be met to prevent the spread of harmful pests and plant diseases. Regulated commodities such as plants, seeds, fruits, vegetables, lumber, and grain must be accompanied by a Phytosanitary Certificate. Our USDA-accredited inspectors review import requirements, verify documentation, and conduct detailed inspections to ensure our exports are pest-free, protecting California's agricultural reputation and supporting its role in global and domestic trade.

In 2024 we issued **542** Federal and State Phytosanitary Certificates issued to international and domestic markets. Notably, **32%** of these certified shipments were destined for Asia, underscoring the region's importance as a trading partner for Orange County businesses.

## TOTAL EXPORTS BY COUNTRY

Argentina 3	Australia 10	Brazil 3	Canada 3	China 9	French Polynesia 82
Germany 1	Ghana 2	Honduras 18	India 11	Japan 105	Mexico 86
Morocco 1	Nicaragua 2	Oman 1	Philippines 1	Poland 1	Singapore 1
South Korea 10	Taiwan 24	Thailand 6	United Arab Emirates 2	United Kingdom 1	Viet Nam 1

## TOP COMMODITY BY CONTINENT



# Direct Marketing

Orange County inspectors certify our diverse range of producers, from backyard growers to large scale farms, by visiting each growing site annually and documenting the variety and quantity of crops being grown, expected yield, and estimating the expected harvest season. Our inspectors conduct unannounced regulatory inspections at Certified Farmers' Markets to verify that produce being offered for sale matches the commodities documented on each grower's certificate. These inspections ensure that consumers are truly receiving locally grown produce and that their purchases are directly benefiting and supporting local farmers. In 2024, the Orange County Agricultural Commissioner's Office issued a total of **37** Certified Producers Certificates to local growers and registered **42** Certified Farmers' Markets.



Scan here for  
current market  
details.

## State Organic Program

Orange County conducts inspections under the State Organic Program (SOP), where our Inspectors review organic certification and state registration documents, investigate organic complaints, and conduct random residue sampling of produce being advertised as organic. Our inspection oversight gives Orange County consumers confidence that the organic agricultural products are authentic and grown according to State organic standards. The Orange County Agricultural Commissioner's Office continues to work with our SOP partners to register, inspect, and enforce regulations on our local organic operations. In 2024, **10** producers and **54** handlers, packers, and processors were registered in Orange County.



*A table is laden with freshly harvested produce. We ensure that our local farmers grow what they sell at Certified Farmers' Markets.*

# Certified Farmers' Markets

TUES	<b>Huntington Beach Surf City Nights</b> Main & Olive, Huntington Beach	5pm–9pm	<b>Placentia</b> 130 E Yorba Linda Blvd, Placentia	3pm–7pm
	<b>Irvine Regional Park</b> 1 Irvine Park Rd, Orange	9am–1pm	<b>Seal Beach Village</b> Westminster & Seal Beach, Seal Beach	9am–1pm
WEDS	<b>Fullerton</b> 801 W Valencia, Fullerton	8:30am–12:30pm	<b>Tustin</b> 474 El Camino Real, Tustin	9am–1pm
	<b>Lake Forest Sports Park</b> 2800 Rancho Pkwy, Lake Forest	4pm–8pm	<b>Kaiser Irvine</b> 6670 Alton Pkwy, Irvine	9am–2pm
THURS	<b>Anaheim Downtown</b> 240 West Commonwealth, Fullerton	11am–3pm	<b>Costa Mesa</b> OC Fairgrounds, Costa Mesa	9am–1pm
	<b>Brea</b> 135 S State College, Brea	4pm–8pm	<b>Fullerton Downtown</b> 125 E Wilshire Ave, Fullerton	9am–2pm
	<b>Tustin Sunset</b> 474 El Camino Real, Tustin	5pm–8:30pm		
FRI	<b>Bodhi Buddharealm Society</b> 3412 Westminster Ave, Santa Ana	5pm–11pm	<b>Kaiser La Palma</b> 5 Centerpoint Dr, La Palma	9am–1pm
	<b>Farmakis Farms</b> 29932 Camino Capistrano, San Juan Capistrano	6pm–10pm	<b>Laguna Hills Mall</b> 24200 Laguna Hills Mall, Laguna Hills	9am–1pm
	<b>ISOC Farmers Night Market</b> 9752 13th St, Garden Grove	9am–2pm	<b>Mile Square Park</b> 16801 Euclid St, Fountain Valley	9am–2pm
	<b>Kaiser Anaheim</b> 3440 E La Palma Ave, Anaheim	9am–1pm		
SAT	<b>Aliso Viejo</b> 26701 Aliso Creek Rd, Aliso Viejo	10am–2pm	<b>Laguna Beach</b> 521 Forest Ave, Laguna Beach	8am–12pm
	<b>Buena Park Farmer's Marketplace</b> 8092 La Palma Ave, Buena Park	9am–1pm	<b>Mission Viejo</b> 25282 Marguerite Pkwy, Mission Viejo	10am–2pm
	<b>Corona Del Mar</b> Marguerite & PCH, Corona Del Mar	9am–1pm	<b>Newport Harbor</b> 798 Dover Dr, Newport Beach	9am–1pm
	<b>Cypress</b> 4505 Katella Ave, Cypress	9am–2pm	<b>Orange Home Grown</b> 303 West Palm Ave, Orange	9am–1pm
	<b>The New Dana Point</b> 3400 La Plaza, Dana Point	9am–1pm	<b>Costa Mesa SoCo</b> 3315 Hyland Ave, Costa Mesa	9am–2pm
	<b>Farmers Market on the Ranch</b> 2 Tierno St, Rancho Mission Viejo	9am–1pm	<b>Downtown Tustin Saturday</b> 474 El Camino Real, Tustin	8am–12pm
	<b>Fullerton Free</b> 2801 Brea Blvd, Fullerton	9am–2pm	<b>Yorba Linda</b> 18821 Yorba Linda Blvd, Yorba Linda	9am–1pm
	<b>Irvine CFM at Mariner's Church</b> 5001 Newport Coast Dr, Irvine	8am–12pm		
SUN	<b>Local Harvest Garden Grove</b> 3412 Westminster Ave, Santa Ana	9am–2pm	<b>Stonegate Elementary</b> 100 Honors, Irvine	10am–2pm
	<b>Ladera Ranch</b> 28275 Avendale Blvd, Ladera Ranch	9am–1pm	<b>San Clemente Village</b> 200 Avenida Del Mar, San Clemente	9am–1pm
	<b>Laguna Niguel</b> 27241 La Paz Rd, Laguna Niguel	8am–12pm	<b>Tustin District</b> 2243 Park Ave, Tustin	9am–1pm
	<b>Newport Beach</b> 1 Newport Pier, Newport Beach	9am–1pm		

# Pesticide Use Enforcement

Our Pesticide Use Enforcement Program oversees the local enforcement of state pesticide laws and regulations to protect public health, agricultural and structural industries, and both urban and rural environments. By conducting field inspections, registering pest control businesses, monitoring pesticide use reporting, and investigating incidents involving pesticide-related illness or misuse, our program ensures the safe and legal use of pesticides.

In 2024, our inspectors conducted **1,190** in-field pesticide safety inspections at agricultural and structural sites, including termite fumigations, and **148** inspections of pest control businesses, dealers, and property operators for worker safety and training compliance. We issued **186** Restricted Material Permits and **161** Operator Identification Numbers under CEQA-equivalent procedures, and completed **88** pesticide illness investigations. Orange County ranked second-highest statewide, performing **1,376** inspections and addressing **298** violations with compliance and enforcement actions.



*Soil fumigation in preparation for strawberry planting in Irvine using specialized equipment to treat the field before cultivation.*

## Fire Hazard Reduction

The Orange County Fire Hazard Reduction Weed Abatement Program, authorized under the California Health and Safety Code, is designed to protect public safety by reducing the risk of wildland fires caused by overgrown weeds and vegetation in unincorporated areas of the county. Routine field inspections are conducted to identify hazardous vegetation and other combustible materials. Parcels found with excessive weeds, vegetation, rubbish, refuse, or other flammable materials that present a fire hazard are added to the program's Fire Hazard Reduction Weed Abatement List. Properties with a history of violations, recurring public complaints, or prior Board-ordered abatement are also included. Property owners receive a formal abatement notice specifying the deadline to clear hazardous conditions. If the property is not brought into compliance by the stated date, the County will perform the necessary abatement work to mitigate fire risk.

In 2024, the program issued Annual Weed Abatement Notices to **5,330** parcel owners. Manual removal of weeds and dried brush was conducted on **76 parcels**, resulting in the clearance of approximately **1,065,400** square feet (or **24.5 acres**) through cutting and disking methods.

# Integrated Pest Management

The Integrated Pest Management (IPM) Unit is dedicated to protecting public safety by maintaining flood control channels and roadways across the county. All vegetation and pest control operations are carried out in accordance with IPM principles, emphasizing pesticide-free methods or the use of reduced-risk pesticides whenever feasible. Recent IPM initiatives include the application of saturated steam for weed control along residential curbs and gutters, as well as the deployment of self-resetting traps for rodent management. The unit operates under the oversight of the National Pollutant Discharge Elimination System (NPDES) and the Agricultural Commissioner's Pesticide Use Enforcement Program.

	FACILITIES	AMOUNT SERVICED
FLOOD CONTROL	Channels	380 miles
	Dams	6 sites
	Pump Stations	10 sites
	Basins	26 sites
ROADS	County Roads	319 acres
CURBS AND GUTTERS	Arterial Roads	184 miles
	Residential Roads	245 miles

## Noxious Weed Control

The Agricultural Enforcement Program and Integrated Pest Management (IPM) Unit collaborate with CDFA's Noxious Weed Grant Program to detect and manage emerging and invasive noxious weeds within Orange County. This grant-funded program supports efforts to safeguard local agriculture, residential landscapes, and natural habitats from invasive weed species that threaten native biodiversity. Objectives include reducing the long-term costs associated with maintaining roadsides, parks, and waterways; lowering fire risks and suppression expenses; and preserving the recreational and aesthetic value of public open spaces. In 2024, the IPM Unit treated **96** acres across the county to control high-priority invasive species, including Santa Maria feverfew (*Parthenium hysterophorus*) and stinkwort (*Dittrichia graveolens*).



Santa Maria Feverfew



Stinkwort

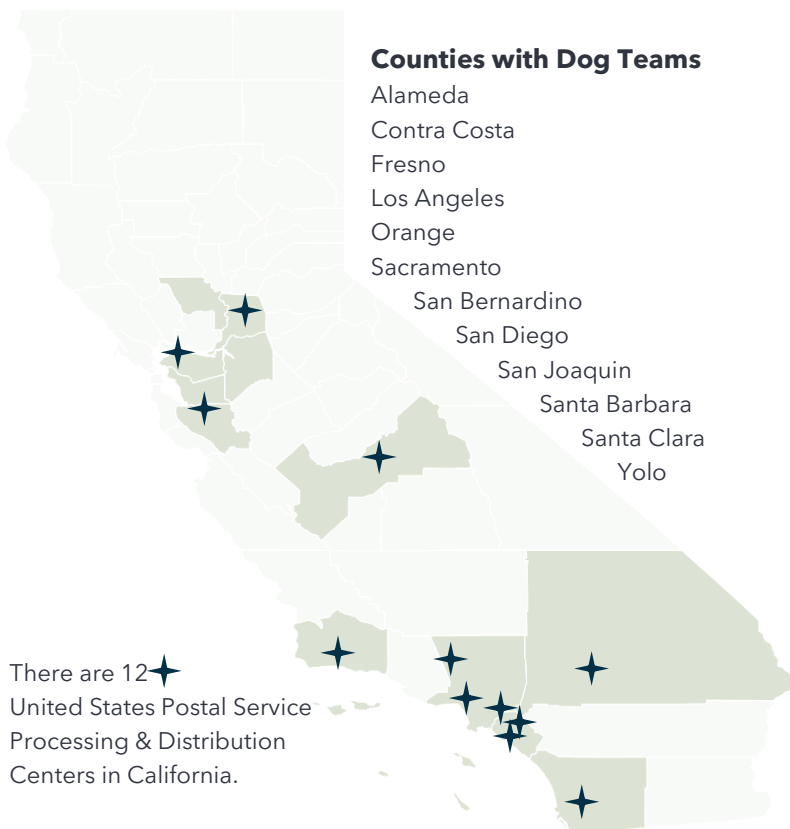
Photos courtesy of Ron Vanderhoff, CA Native Plant Society

# Detector Dog Team

Detector dog Bear and his handler Vanessa Ochoa are the first detector dog team for the Orange County Agricultural Commissioner/Sealer of Weights & Measures. Bear is one of 14 detector dogs currently deployed across 12 counties as part of CDFA's Detector Dog Program. While a human inspector can review about 40,000 parcels annually, Bear can screen up to 9,000 per day, vastly expanding the County's ability to intercept harmful pests before they threaten agriculture or the environment. Orange County's participation in this statewide initiative was made possible through federal Farm Bill funding, in partnership with CDFA and the California Agricultural Commissioners and Sealers Association.

Unmarked parcels have been identified as a significant pathway for the introduction of pests and diseases with the potential to harm California's agriculture and environment. Since beginning work in June 2024, the Orange County detector dog team has demonstrated notable success by intercepting **55** pests within the first six months, of which **15** were species not currently established in California and are considered substantial threats to the state's agriculture and environment. In 2024, our dog team issued **79** notices of rejection and referred two cases to USDA's Smuggling Interdiction and Trade Compliance Division.

Statewide data has identified that USPS Processing and Distribution Centers (P&DC) pose the greatest risk for carrying unmarked agricultural parcels carrying invasive pests and plant diseases. Orange County has two USPS P&DC that service all of Orange County as well as surrounding areas in San Bernardino, Riverside, and San Diego counties. The Agricultural Commissioner's Office will deploy Bear and Inspector Vanessa Ochoa to inspect these two facilities after they pass their one-year validation examination.



A 3-year-old chocolate Labrador and model employee.

# Pest Exclusion and Interceptions

Orange County inspectors work with the California Department of Food and Agriculture (CDFA) and federal regulatory agencies to monitor all potential pathways for the entry of agricultural commodities that can carry exotic pests that pose a threat to urban landscapes and local agricultural production. Inspections were carried out at major parcel carrier facilities and destination nurseries to detect and intercept injurious pests and plant diseases before they can get established in our local environment.

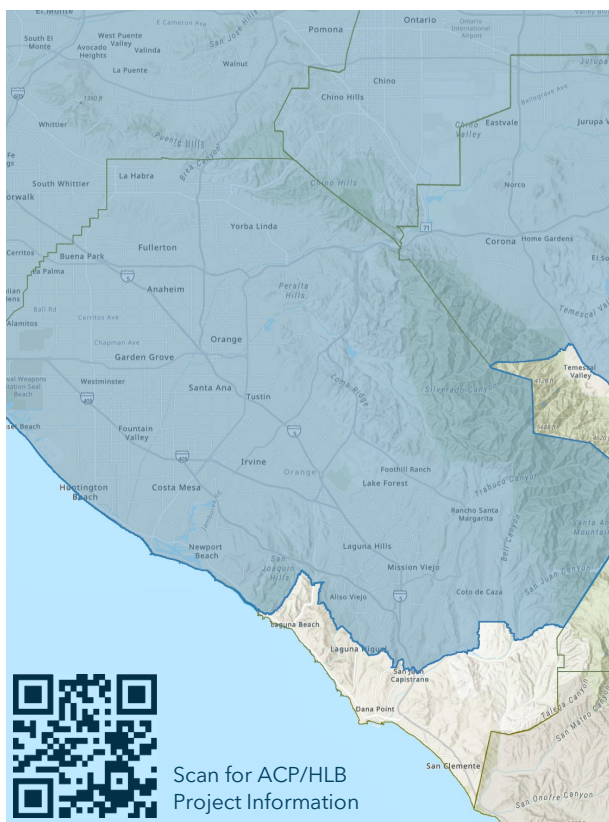
In 2024, a total of **23,571** shipments originating from high pest-risk areas were inspected. Of these, **341** Notices of Rejection were issued for shipments that failed to meet California's entry requirements. All intercepted pests were submitted to CDFA's pest diagnostic laboratory for identification and official rating. **32** A-rated pests and **65** Q-rated pests were intercepted, with notable pest interceptions listed below.

SCIENTIFIC NAME	COMMON NAME	RATING
<i>Aonidiella orientalis</i>	Oriental scale	A
<i>Dysmicoccus grassii</i>	Mealybug	A
<i>Aspidiotus destructor</i>	Coconut scale	A
<b><i>Aulacaspis tubercularis</i></b>	<b>Armored scale</b>	<b>A</b>
<i>Ceroplastes ceriferus</i>	Indian wax scale	A
<i>Aspidiotus excisus</i>	Aglaonema scale	A
<i>Pseudaonidia trilobitiformis</i>	Trilobe scale	A
<i>Wasmannia auropunctata</i>	Little fire ant	A
<b><i>Maconellicoccus hirsutus</i></b>	<b>Pink hibiscus mealybug</b>	<b>A</b>
<i>Monomorium floricola</i>	Flower ant	A
<i>Dysmicoccus neobrevipes</i>	Grey pineapple mealybug	A
<i>Planococcus minor</i>	Pacific mealybug	A
<i>Ochetellus glaber</i>	Copper-bellied ant	A
<i>Aleurodicus dispersus</i>	Spiraling whitefly	A
<i>Milviscutulus mangiferae</i>	Mango shield scale	A
<i>Pseudoparlatoria parlatorioi</i>	False parlatorial scale	A
<b><i>Bephratelloides cubensis</i></b>	<b>Annona seed wasp</b>	<b>Q</b>
<i>Ponsilasias montana</i>	Shield bug	Q

Scan here for the  
California Department of  
Food and Agriculture's  
Pest Rating Definitions



# Huanglongbing Quarantine



Most of Orange County is under quarantine for Huanglongbing (HLB), a bacterial disease vectored by the Asian citrus psyllid, that kills infected citrus trees. HLB has been detected in a total of **6,581** trees at **3,973** residential properties, predominantly affecting Anaheim, Garden Grove, Westminster, Santa Ana, and Orange. The infected trees were immediately removed by CDFA staff to prevent further spread of this disease.

In October 2024, Huanglongbing (HLB) was confirmed in a commercial citrus orchard in Yorba Linda, marking the first detection of this devastating disease in a non-residential, non-nursery citrus production setting. A total of 115 trees tested positive for HLB across three parcels within the 21-acre property. With coordinated support from our office, OC Public Works, OC Flood Control District, the County of Orange Board of Supervisors, the CDFA and the commercial citrus industry, all **2,893** citrus trees on the property were treated, removed, chipped, and mulched on site. These actions were completed in full compliance with quarantine regulations to help mitigate further spread of the disease.

## Pierce's Disease Control Program



An adult Glassy-winged sharpshooter rests on a yucca plant, which serves as both a feeding and laying host for this pest.

The Glassy-winged sharpshooter (GWSS) is a leafhopper insect and a vector for *Xylella fastidiosa*, a bacterium that causes Pierce's Disease in grapevines. This disease has no known cure and can be fatal to the plant, so restricting the movement of the Glassy-winged sharpshooter is the most effective way of keeping the spread of this disease under control. County inspectors installed monitoring traps and inspected host plant material leaving our county to ensure the safety of California's robust grape industry and to maintain open markets for our local plant nurseries.

In 2024, Orange County serviced a total of **86** insect monitoring traps, serviced these traps **1,766** times, and certified **93** GWSS host material shipments destined for non-infested areas of California.

**AGRICULTURAL COMMISSIONER/  
SEALER OF WEIGHTS AND  
MEASURES**

Jose Arriaga

**DEPUTY  
AGRICULTURAL  
COMMISSIONERS/SEALERS OF  
WEIGHTS AND MEASURES**

Damara Trumbauer

Seth Birenbaum

Anthony Bong Lee

Brian Glenn

**SENIOR AGRICULTURAL/  
STANDARDS INSPECTORS  
(SUPERVISING)**

Jana Gibbs

Janet Rivas

Abel Castillo

Juan Lopez

Otto Rieger

Mark Johnson

Emily Hesselgrave

Diana Nguyen

Hugo Soto

Albert Bustamante

Ryan Hays

**ADMINISTRATIVE SERVICES**

Maria Tamez

Anna Watts

Eriny Girgis

Huong Dang

Jinell Villanueva

Christina Gomez

**AGRICULTURAL/  
STANDARDS  
INSPECTORS**

Mike West

Rebekah Ban

Nagy Mikhail

Candice Skorupski

David Skorupski

Dugan Fauth

Kieu Tran

Pete Sandoval

Shane Johnson

Sophia Yun

Karen Hernandez

Shannon Clafford

Zachary Kelly

Jared Munoz

Peter Nguyen

Jeremiah Hopson

Omar Quiroz

Fernando Lopez

Eugenio Vasquez

Mario Perez

Janelle Dam

Corinne Gonzales

Vanessa Ochoa

Mirindah Her

James Chow

Paige Organ

Gabriel Gowman

Jordan Petersen

**SENIOR INTEGRATED PEST  
MANAGEMENT  
TECHNICIANS**

Miguel Barajas

Sal Palacios

Daniel Kane

Oscar Cerda

Matthew Dolan

Luis Avila

**INTEGRATED PEST  
MANAGEMENT  
TECHNICIANS**

Edgar Garcia

Josh Dresser

Corey Graham

Steven Youngberg

Masen Martinez

Mitchell Duong

Felipe Jimenez




Unattributed photos were taken by  
E. Hesselgrave, H. Soto, O. Rieger,  
A. Bustamante, E. Vasquez, J. Rivas  
D. Skorupski, and M. Her.





## Public Works

The Orange County Agricultural Commissioner/Sealer of Weights and Measures Office is a service area of Orange County Public Works. For additional information about the office and a list of services please visit us at:

-  [ocerac.ocpublicworks.com](https://ocerac.ocpublicworks.com)
-  [facebook.com/ocpublicworks](https://facebook.com/ocpublicworks)
-  [x.com/ocpublicworks](https://x.com/ocpublicworks)

